

**RESTATED FINANCIAL STATEMENTS' INDEPENDENT AUDITORS' REPORT ON RESTATED FINANCIAL INFORMATION**

To,  
**The Board of Directors**  
ANB METAL CAST LIMITED  
Riverwave Off. No 9,  
8th Flr. Nr, Lords Pradhyuman,  
Kalawad Road, Rajkot, Gujarat, India, 360005

Dear Sir,

- i. We have examined the attached restated standalone financial information of **"ANB METAL CAST LIMITED"** (hereinafter referred to as "the Company" or "the Issuer") for the period ended 31 March, 2025, 31 March, 2024 and 31 March 2023 which comprise of the restated statement of assets and liabilities, restated statement of Profit and Loss, restated cash flow statement and the summary statement of significant accounting policies and other explanatory information (collectively referred to as the **"restated standalone financial information"** or **"restated standalone financial statements"**) annexed to this report and initiated by us for identification purposes. These Restated Standalone Financial Statements have been prepared by the management of the Company and approved by the board of directors at their meeting in connection with the proposed Initial Public Offering on SME Platform (**"IPO"**) of National Stock Exchange of India Limited (**"NSE"**) of the Company.
- ii. These restated summary statements have been prepared in accordance with the requirements of:
  - i. section 26 of Part – I of Chapter III of Companies Act, 2013 (the **"Act"**) read with Companies (Prospectus and Allotment of Securities) Rules 2014;
  - ii. The Securities and Exchange Board of India (Issue of Capital and Disclosure Requirements) Regulations 2018 (**"ICDR Regulations"**) and related amendments/ clarifications from time to time issued by the Securities and Exchange Board of India (**"SEBI"**);
  - iii. The Guidance Note on Reports in Company Prospectuses (Revised 2019) issued by the Institute of Chartered Accountants of India (**"Guidance Note"**)
- iii. The Company's Board of Directors is responsible for the preparation of the Restated Standalone Financial Statements for inclusion in the Draft Offer Documents/Offer Documents (**"Offer Documents"**) to be filed with Securities and Exchange Board of India (**"SEBI"**), SME platform of NSE Limited (**"NSE"**) and Registrar of Companies, Ahmedabad, as applicable, in connection with the proposed IPO. The Restated Standalone Financial Statements have been prepared by the management of the Company on the basis of preparation stated. The responsibility of the board of directors of the Company includes designing, implementing and maintaining adequate internal control relevant to the preparation and presentation of the Restated Standalone Financial Statements. The Board of Directors is also responsible for identifying and ensuring that the Company complies with the Act, ICDR Regulations and the Guidance Note.
- iv. We have examined such Restated Standalone Financial Statements taking into consideration:
  - i) The terms of reference and term so four engagement letter requesting us to carry out the assignment, in connection with the proposed SME IPO;
  - ii) The Guidance Note also requires that we comply with the ethical requirements of the Code of Ethics issued by the Institute of Chartered Accountants of India (**"ICAI"**);





- iii) Concepts of test checks and materiality to obtain reasonable assurance based on verification of evidence supporting the Restated Standalone Financial Statements;
- iv) The requirements of Section 26 of the Act and the ICDR Regulations. Our work was performed solely to assist you in meeting your responsibilities in relation to your compliance with the Act, the ICDR Regulations and the Guidance Note in connection with the IPO.
- v. The Restated Standalone Financial Statements of the Company have been compiled by the management from:
  - i. Financial Statement as at and for the year ended March 31, 2025 prepared in accordance with Accounting Standard, specified under section 133 of the Act and other accounting principles generally accepted in India by making adjustments for Indian GAAP as applicable to corporates to the audited financial statements for the year ended 31 March, 2025 as approved by the board of directors and financial information of the Company namely ANB METAL CAST LIMITED for the financial years ended 31 March 2024 and 31 March 2023 which were prepared in accordance as per Indian GAAP as applicable to non- corporates.
  - ii. The audit for the period ended 31 March, 2025 and 31 March, 2024 was conducted by us and there were no qualifications in our audit report. The financial information of Company namely ANB METAL CAST LIMITED for the financial year ended 31 March 2023 was based on financial statements considered by previous statutory auditors, Parita N. Popat and Associates, Chartered Accountants (ICAI Firm Registration Number: 0143516W) and accordingly we have placed reliance on the restated statement of assets and liabilities and the restated statements of profit and loss and cash flow statements, the Statement of Significant Accounting Policies and other explanatory information examined by them.
  - iii. Based on our examination and according to information and explanations given to us, we are of the opinion that the Restated Standalone Financial Statements:
    - a) Have been prepared after incorporating adjustments for the changes in accounting policies, material errors and regrouping/ reclassifications retrospectively for the financial year ended on 31 March 2025, 31 March 2024 and 31 March 2023.
    - b) do not require any adjustment for modification as there is no modification in the underlying audit reports;
    - c) there are no extra-ordinary items that need to be disclosed separately in the accounts and requiring adjustments.
    - d) have been prepared in accordance with the Act, ICDR Regulations and Guidance Note.
    - e) Adequate disclosure has been made in the financial statements as required to be made by the issuer as per schedule III of the Companies Act, 2013.
    - f) The accounting standards prescribed under the Companies act, 2013 have been followed.
    - g) The financial statements present a true and fair view of the company's accounts.
  - iv. In accordance with the requirements of the Act including the rules made there under, ICDR Regulations, Guidance Note and engagement letter, we report that:





- a) The “**Restated Summary Statement of Assets and Liabilities**” as set out in **Annexure I** to this report, of the Company as at 31 March 2025 is prepared by the Company and approved by the Board of Directors and Restated statement of assets and liabilities of the Company namely ANB METAL CAST LIMITED as set out in **Annexure I** to this report for 1 April 2024 to 31 March 2025 and the 31 March 2024 and 31 March 2023 are prepared by the management of the Company. These Restated Summary Statement of Assets and Liabilities, have been arrived at after making such adjustments and regroupings to the individual financial statements of the Company, as in our opinion were appropriate and more fully described in Significant Accounting Policies and Notes to Accounts as set out in **Annexure IV** to this Report.
- b) The “**Restated Summary Statement of Profit and Loss**” as set out in **Annexure II** to this report, of the Company for the year ended on 31 March 2025 is prepared by the Company and approved by the Board of Directors and restated statement of profit and loss of company namely ANB METAL CAST LIMITED as set out in **Annexure II** to this report for 1 April 2024 to 31 March 2025 and the year ended 31 March 2024 and 31 March 2023 are prepared by the management of the Company. These Restated Summary Statement of Profit and Loss have been arrived at after making such adjustments and regroupings to the individual financial statements of the Company, as in our opinion were appropriate and more fully described in Significant Accounting Policies and Notes to Accounts as set out in **Annexure IV** to this Report.
- c) The “**Restated Summary Statement of Cash Flow**” as set out in **Annexure III** to this report, of the Company for the period ended on 31 March 2025 is prepared by the Company and approved by the Board of Directors and restated statement of cash flows of company namely ANB METAL CAST LIMITED as set out in **Annexure III** to this report for 1 April 2024 to 31 March 2025 and the for the year ended 31 March 2024 and 31 March 2023 are prepared by management of the Company. These Restated Summary Statement of Cash Flow have been arrived at after making such adjustments and regroupings to the individual financial statements of the Company, as in our opinion were appropriate and more fully described in Significant Accounting Policies and Notes to Accounts as set out in **Annexure IV** to this Report.
- v. We have also examined the following other financial information relating to the Company for the year ended 31 March 2025 as approved by the board of directors of the Company and other financial information relating to the company namely ANB METAL CAST LIMITED for the financial year ended on 31 March 2024, 31 March 2023 and annexed to this report and proposed to be included in the Offer Documents.

Annexure No.	Particulars
<b>I</b>	<b>Restated Statement of Assets &amp; Liabilities</b>
10	Restated Statement of Equity Share Capital
11	Restated Statement of Reserve and Surplus
12	Restated Statement of Long Term Borrowings
13	Restated Statement of Other Long Term Liabilities
14	Restated Statement of Long Term Provision
15	Restated Statement of Short Term Borrowings
16	Restated Statement of Trade Payable
17	Restated Statement of Other Current Liabilities
18	Restated Statement of Short Term Provision
1	Restated Statement of Property, Plant and Equipment and Intangible Assets
2	Restated Statement of Non-Current Investments
3	Restated Statement of Deferred Tax Assets (net)
4	Restated Statement of Other Non-Current Assets
5	Restated Statement of Inventories
6	Restated Statement of Trade Receivables
7	Restated Statement of Cash and Cash Equivalents
8	Restated Statement of Short Term Loans And Advances
9	Restated Statement of Other Current Assets





II.	Restated Statement of Profit & Loss
19	Restated Statement of Revenue From Operations
20	Restated Statement of Other Income
21	Restated Statement of Cost of Goods Traded
22	Restated Statement of Employee Benefits Expenses
23	Restated Statement of Finance Costs
24	Restated Statement of Other Expenses
25	Restated Statement of EPS
<b>Other Annexures:</b>	
III	Statement of Cash Flow, As Restated
IV	Statement of Significant Accounting Policies
V	Statement of Related Parties & Transactions
VI	Statement of Accounting & Other Ratios, As Restated
VII	Contingent Liability Disclosure

- vi. We, M/s. K M CHAUHAN & ASSOCIATES., Chartered Accountants have been subjected to the peer review process of the Institute of Chartered Accountants of India ("ICAI") and hold a valid peer review certificate issued by the "Peer Review Board" of the ICAI.
- vii. This report should not in any way be construed as a reissuance or re-dating of any of the previous audit reports issued by any other firm of chartered accountants, nor should this report be construed as a new opinion on any of the financial statements referred to herein.
- viii. We have no responsibility to update our report for events and circumstances occurring after the date of the report.
- ix. Our report is intended solely for use of the Board of Directors for inclusion in the Offer Document in connection with the proposed SME IPO. Our report should not be used, referred to, or distributed for any other purpose except with our prior consent in writing. Accordingly, we do not accept or assume any liability or any duty of care for any other purpose or to any other person to whom this report is shown or into whose hands it may come without our prior consent in writing.

For K M CHAUHAN & ASSOCIATES,  
Chartered Accountants,  
Firm Registration No: 125924W



BHAVDIPBHAI PRAVINBHAI PORIYA  
Partner  
Membership No: 154536  
UDIN: 25154536BMLFCL9964  
Place: Rajkot

Date: 18/07/2025





# ANB METAL CAST LIMITED

CIN : U27300GJ2019PLC106972

## Annexure I : Statements Of Assets And Liabilities As Restated

( Amount in Lakhs )

Particular	Note	As at March 31, 2025	As at March, 2024	As at March, 2023
<b>II EQUITY AND LIABILITIES</b>				
<b>1 Shareholder's Fund</b>				
a) Equity Share Capital	10	863.48	300.00	300.00
b) Reserve and Surplus	11	2,533.49	767.27	237.27
<b>2 Non-current liabilities</b>				
a) Long Term Borrowings	12	731.24	1,412.05	749.29
b) Deferred Tax Liabilities (net)		58.57	35.34	15.14
c) Other Long Term Liabilities	13	-	-	-
d) Long Term Provision	14	-	-	-
<b>3 Current liabilities</b>				
a) Short Term Borrowings	15	2,569.61	1,883.97	842.96
b) Trade Payable	16	2,381.33	1,545.34	2,181.36
c) Other Current Liabilities	17	272.95	150.62	24.88
d) Short Term Provision	18	394.42	263.14	51.45
<b>Total</b>		<b>9,805.10</b>	<b>6,357.73</b>	<b>4,402.35</b>
<b>I ASSETS</b>				
<b>1 Non-current assets</b>				
a) Property, Plant and Equipment and Intangible Assets	1	1,470.95	1,387.96	701.84
b) Non Current Investments	2	-	-	-
c) Deferred Tax Assets (net)	3	-	-	-
d) Other Non Current Assets	4	-	-	-
<b>2 Current assets</b>				
a) Current Investments		-	-	-
a) Inventories	5	3,263.41	1,819.77	636.71
b) Trade Receivables	6	3,596.71	2,485.61	2,936.89
c) Cash and Cash Equivalents	7	1,316.22	35.30	5.90
d) Short Term Loans And Advances	8	2.13	3.63	2.13
e) Other Current Assets	9	155.68	625.47	118.88
<b>Total</b>		<b>9,805.10</b>	<b>6,357.73</b>	<b>4,402.35</b>

### Contingent Liabilities and Commitments

A-VII

27.91

As per our report of even date attached.

For and On Behalf of  
K M Chauhan & Associates  
Chartered Accountants

For and on behalf of the Board of Directors of  
ANB METAL CAST LIMITED

CA Bhavdip P Poriya  
Partner  
M.NO.: 154536 FRN: 125924W

AVNISHKUMAR GAJERA  
Director  
DIN : 08383190

SAGAR ASODARIYA  
Chief Financial Officer  
PAN NO.: CTQPA4209N

JUHI RONAK DOSHI  
Company Secretary  
M.NO.: A51299

UDIN : 25154536BMLFCL9964  
Place: Rajkot  
Date: 18/07/2025

Place: Rajkot  
Date: 18/07/2025



**ANB METAL CAST LIMITED**

CIN : U27300GJ2019PLC106972

**Annexure II Statements Of Profit and Loss As Restated****( Amount in Lakhs )**

Particular	Note	2024-25	2023-24	2022-23
I Revenue From Operations	19	16,256.86	11,212.05	8,427.46
II Other Income	20	6.71	3.36	0.10
III Total Revenue (I + II)		16,263.57	11,215.41	8,427.56
IV Expenses				
Cost of Material Consumed	21	14,011.70	9,770.66	7,818.31
Employee Benefits Expenses	22	122.34	168.26	129.83
Finance Costs	23	261.83	200.53	42.47
Depreciation and Amortization Expense	1	85.21	55.93	17.61
Other Expenses	24	382.09	205.72	164.66
Total Expenses		14,863.17	10,401.10	8,172.88
V Profit before tax (III- IV)		1,400.40	814.30	254.68
VI Prior Period Item		-	-	-
VII Extraordinary Items		-	-	-
VIII Profit before tax (V+VI)		1,400.40	814.30	254.68
IX Tax Expense				
a) Current Tax		(352.45)	(237.98)	(51.45)
b) Deferred Tax		(23.24)	(20.20)	(13.04)
c) Short/Excess Provision Of Last Year		-	(22.49)	(5.56)
X Profit (Loss) for the period (XI + XIV)		1,024.71	533.63	184.63
Earnings per equity share				
- Basic	25	12.66	7.12	4.06

As per our report of even date attached.

For and On Behalf of  
K M Chauhan & Associates  
Chartered Accountants

CA Bhavdip P Poriya  
Partner  
M.NO.: 154536 FRN: 125924W



For and on behalf of the Board of Directors of  
ANB METAL CAST LIMITED

ANB METAL CAST LIMITED  
DIRECTOR

AVNISHKUMAR GAJERA  
Director  
DIN : 08383190





SAGAR GIJUBHAI ASODARIYA  
Chief Financial Officer  
PAN NO.: CTQPA4209N

JUHI RONA Doshi  
Company Secretary  
M.NO.: A51299

UDIN : 25154536BMLFCL9964  
Place: Rajkot  
Date: 18/07/2025

Place: Rajkot  
Date: 18/07/2025



<b>ANB METAL CAST LIMITED</b> CIN : U27200GJ2019PLC106972 Annexure III : Statements Of Cash flow As Restated ( Amount In Lakhs )			
Particular	As at March 31, 2025	As at March, 2024	As at March, 2023
<b>I Cash flow from Operating Activities:</b>			
Net Profit Before tax as per Statement of Profit & Loss	1,400.40	814.30	254.68
Adjustments for:			
Depreciation & Amortisation Exp.	85.21	55.93	17.61
Finance Cost	261.83	200.53	42.47
Loss on Sale of Assets	-	-	-
<b>Operating Profit before working capital changes</b>	<b>1,747.44</b>	<b>1,070.76</b>	<b>314.76</b>
<b>Changes in operating assets and liabilities:</b>			
Other Long Term Liabilities	-	-	-
Long Term Provisions	-	-	-
Trade Payable	835.99	(636.02)	1,527.62
Other Current Liabilities	122.33	125.74	3.26
Short Term Provisions	131.28	211.69	36.03
Inventories	(1,443.64)	(1,183.06)	(386.27)
Trade Receivables	(1,111.11)	451.28	(2,014.98)
Other Current Assets	469.78	(506.59)	(60.87)
<b>Income Tax Adjustment</b>	<b>(352.45)</b>	<b>(264.11)</b>	<b>(59.46)</b>
<b>Net Cash Flow from Operating Activities (A)</b>	<b>389.62</b>	<b>(730.29)</b>	<b>(639.90)</b>
<b>II Cash flow from investing Activities</b>			
Purchase of Fixed Assets	(229.82)	(742.05)	(618.48)
Sale of Fixed Assets	61.62	-	-
Movement in Investment	-	-	-
Long Term	-	-	-
<b>Net Cash Flow from Investing Activities (B)</b>	<b>(168.21)</b>	<b>(742.05)</b>	<b>(618.48)</b>
<b>III Cash Flow From Financing Activities</b>			
Changes in Equity	1,305.00	-	295.00
Changes in Borrowing			
Long Term Loans Borrowed	1,192.64	1,397.41	4,215.29
Long Term Loans Repaid	(1,873.45)	(734.65)	(4,050.71)
Short Term Loans Borrowed	19,335.45	15,296.82	5,180.94
Short Term Loans Repaid	(18,649.81)	(14,255.81)	(4,337.98)
Movement in Loan & Advances and Other Assets			
Long Term	-	-	-
Short Term	1.50	(1.50)	-
Finance Cost	(261.83)	(200.53)	(42.47)
<b>Net Cash Flow from Financing Activities (C)</b>	<b>1,049.50</b>	<b>1,501.74</b>	<b>1,260.07</b>
<b>IV Net (Decrease)/ Increase in Cash &amp; Cash Equivalents (A+B+C)</b>	<b>1,280.92</b>	<b>29.40</b>	<b>1.70</b>
Opening Balance	35.30	5.90	4.21
Closing Balance	1,316.22	35.30	5.90
Cash And Cash Equivalents Comprise :			
Cash	47.21	10.25	5.79
Bank Balance			
Current Account	1,269.01	25.05	0.11
Deposits Account	-	-	-
<b>Total Cash Balance</b>	<b>1,316.22</b>	<b>35.30</b>	<b>5.90</b>
As per our report of even date attached.			
For and On Behalf of K M Chauhan & Associates Chartered Accountants	For and on behalf of the Board of Directors of <b>ANB METAL CAST LIMITED</b>  <b>AVNISHKUMAR GAJERA</b> Director DIN : 08383190  <b>SAGAR ASODARIYA</b> Chief Financial Officer PAN NO.: CTQPA4209N  <b>JUHI RONAK DOSHI</b> Company Secretary M.NO.: A51299		
CA. Bhavdip P Poriya Partner M.NO.: 154536 FRN: 125924W			
UDIN : 25154536BMLFCL9964 Place: Rajkot Date: 18/07/2025	Place: Rajkot Date: 18/07/2025		



# ANB METAL CAST LIMITED

CIN : U27300GJ2019PLC106972

## Annexure 10: Statement Showing Equity Share Capital As Restated

( Amount in Lakhs )

### 10.1 Statement showing details of authorised and paid up capital:

Particular	As at March 31, 2025	As at March, 2024	As at March, 2023
<b>Authorised Share Capital</b>			
50,000 Equity shares of Rs.10 each	5.00	5.00	5.00
29,50,000 Equity shares of Rs.10 each	295.00	295.00	295.00
1,20,00,000 Equity Shares of Rs. 10 each	1,200.00	-	-
<b>Issued, Subscribed and Paid up Share Capital</b>			
86,34,780 Equity Shares of Rs. 10 each fully paid up (Previous Years : 30,00,000 Equity shares of Rs.10 each)	863.48	300.00	300.00
<b>Total</b>	<b>863.48</b>	<b>300.00</b>	<b>300.00</b>

### 10.2 The reconciliation of the number of shares outstanding at each year end:

Particular	As at March 31, 2025	As at March, 2024	As at March, 2023
Number of shares at the beginning of the year	3,000,000.00	3,000,000.00	50,000.00
Add: Share issued during the year	1,134,780.00	-	2,950,000.00
Add: Bonus share issued during the year	4,500,000.00	-	-
Number of shares at the end of the year	8,634,780.00	3,000,000.00	3,000,000.00

### 10.3 Details of Shareholding more than 5% of the aggregate shares in the company:

Particular	As at March 31, 2025	As at March, 2024	As at March, 2023
<b>Name of promoter and shareholder</b>			
<b>AVINASH D. GAJERA</b>			
Number of Shares	7,899,990.00	1,800,000	1,800,000
% of Holding	91%	60%	60%
<b>DHIRAJLAL N. GAJERA</b>			
Number of Shares	-	600,000	600,000
% of Holding	0%	20%	20%
<b>SAROJBEN D. GAJERA</b>			
Number of Shares	10	480,000	480,000
% of Holding	0%	16%	16%





# ANB METAL CAST LIMITED

CIN : U27300GJ2019PLC106972

## Annexure 10: Statement Showing Equity Share Capital As Restated

( Amount in Lakhs )

### 10.4 Details of Promoter's Shareholding:

Particular	No. of shares held	% of total shares	% change during the year
Aggregate number of equity shares held by promoters at the year end:			
As at March 31, 2025			
AVNISHKUMAR D GAJERA	7,899,990	91.49%	338.89%
	-		
As at March 31, 2024			
AVNISHKUMAR D GAJERA	1,800,000	60.00%	0.00%
As at March 31, 2023			
AVNISHKUMAR D GAJERA	1,800,000	60.00%	5438.46%
DHIRAJLAL N. GAJERA	600,000	20.00%	0.00%
SAROJBEN D. GAJERA	480,000	16.00%	0.00%

### 10.5 Other Notes:

#### I Terms/rights attached to equity shares:

- > The company has only one class of shares referred to as equity shares having a par value of Rs.10/-. Each holder of equity shares is entitled to one vote per share.
- In the event of liquidation of the Company, the holders of equity shares shall be entitled to receive any of the remaining assets of the Company, after distribution of all preferential amounts. The amount distributed will be in proportion to the number of equity shares held by the shareholders.

II The figures disclosed above are based on the restated summary statement of assets and liabilities of the Company.





# ANB METAL CAST LIMITED

CIN : U27300GJ2019PLC106972

## Annexure 11: Statement Showing Reserve and Surplus As Restated

( Amount in Lakhs )

### 11.1 Statement showing details of reserves and surplus:

Particular	As at March 31, 2025	As at March, 2024	As at March, 2023
<b>Reserve and Surplus Account</b>			
<b>i Retained Earnings</b>			
General Reserve	-	-	-
Balances at the beginning of the year	767.27	237.27	55.09
Adjustment during the year	1,024.71	533.63	184.63
Bonus Shares Issued	-450.00	-	-
Less : Other Adjustments	-	-3.64	-2.45
Balances at the end of the year	1,341.97	767.27	237.27
<b>ii Securities Premium</b>			
Balances at the beginning of the year	-	-	-
Adjustment during the year	1,191.52	-	-
Less : Other Adjustments	-	-	-
Balances at the end of the year	1,191.52	-	-
<b>Total</b>	<b>2,533.49</b>	<b>767.27</b>	<b>237.27</b>





# ANB METAL CAST LIMITED

CIN : U27300GJ2019PLC106972

## Annexure 12: Statement Showing Long Term Borrowings As Restated

( Amount in Lakhs )

### 12.1 Statement showing details of different borrowing for long term purposes:

Particular	As at March 31, 2025	As at March, 2024	As at March, 2023
<b>I Secured Loan</b>			
From Scheduled Bank	555.23	665.85	237.60
From Related Parties	-	-	-
Less: Current Maturity Of Long Term Borrowing	-	-	-
Remaining Balances	555.23	665.85	237.60
<b>II Unsecured Loan</b>			
From Non Banking Financial Company	-	-	-
From Related Parties	123.12	703.59	482.29
From Others	52.90	42.60	29.40
Less: Current Maturity Of Long Term Borrowing	-	-	-
Remaining Balances	176.02	746.20	511.69
From Directors And Their Relatives	-	-	-
Less: Current Maturity Of Long Term Borrowing	-	-	-
Remaining Balances	-	-	-
<b>Total</b>	<b>731.24</b>	<b>1,412.05</b>	<b>749.29</b>

### 12.2 Statement showing terms and conditions of long term borrowing:

Type Of Loan	Monthly Rapayment Schedule	Int Rate	Sanction Amount
<b>A. Secured Loan</b>			
Term Loan From Scheduled Bank			
i HDFC - 88324914	1.00	9.50%	40.61
ii HDFC - 87310927	3.08	9.17%	149.00
iii HDFC - 88324909	1.11	9.50%	46.43
iv HDFC - 88432581	5.73	9.50%	349.90
v HDFC ALTROZ CAR LOAN - 149291228	0.17	9.00%	8.09
vi SIDBI LOAN - D0007PJA	2.21	8.00%	120.00
vii OXYZO Financial Services Private Limited	N/A	15.00%	100.00

The following assets are mortgaged against the above term loan.

- i Plant and Machinery
- ii Altroz Car
- iii Aluminium Extrusion Press 660MT

#### B. Unsecured Loan

Term Loan From Non Banking Financial Company

i	-	-	-
ii	-	-	-
ii	-	-	-





# ANB METAL CAST LIMITED

CIN : U27300GJ2019PLC106972

## Annexure 13: Statement Showing Other Long Term Liabilities As Restated

( Amount in Lakhs )

### 13.1 Statement showing details of other long term liabilities:

Particular	As at March 31, 2025	As at March, 2024	As at March, 2023
I Sundry Creditors for more than 12 month	-	-	-
Total	-	-	-





# ANB METAL CAST LIMITED

CIN : U27300GJ2019PLC106972

## Annexure 14: Statement Showing Long Term Provision As Restated

( Amount in Lakhs )

### 14.1 Statement showing details of long term provision:

Particular	As at March 31, 2025	As at March, 2024	As at March, 2023
I Long Term Provision	-	-	-
Total	-	-	-





# ANB METAL CAST LIMITED

CIN : U27300GJ2019PLC106972

## Annexure 15: Statement Showing Short Term Borrowings As Restated

( Amount in Lakhs )

### 15.1 Statement showing details of different borrowing for short term purposes:

Particular	As at March 31, 2025	As at March, 2024	As at March, 2023
<b>I Secured Loan</b>			
Working Capital Facility from Bank	2,569.61	1,883.97	842.96
Working Capital Facility from NBFC	-	-	-
Current Maturity Of Long Term Borrowing			
From Scheduled Bank	-	-	-
	<b>2,569.61</b>	<b>1,883.97</b>	<b>842.96</b>
<b>II Unsecured Loan</b>			
From Others	-	-	-
	-	-	-
<b>Total</b>	<b>2,569.61</b>	<b>1,883.97</b>	<b>842.96</b>





**ANB METAL CAST LIMITED**

CIN : U27300GJ2019PLC106972

**Annexure 16: Statement Showing Trade Payable As Restated**

( Amount in Lakhs )

**16.1 Statement showing bifurcation of trade payable:**

Particular	As at March 31, 2025	As at March, 2024	As at March, 2023
<b>I Trade Payables</b>			
Micro Small and Medium Enterprises	-	-	-
Others	2,381.33	1,545.34	2,181.36
<b>Total</b>	<b>2,381.33</b>	<b>1,545.34</b>	<b>2,181.36</b>

**16.2 Statement showing Ageing of Trade Payable For the period 2024-25:**

Sr No	Particulars	Outstanding for following periods from due date of payment				Total
		Less than 1 year	1-2 years	2-3 years	More than 3 years	
i	MSME	-	-	-	-	-
ii	Others	2,381.33	-	-	-	2,381.33
iii	Disputed Dues- MSME	-	-	-	-	-
iv	Undisputed Dues - Others	-	-	-	-	-
	<b>Total</b>	<b>2,381.33</b>	<b>-</b>	<b>-</b>	<b>-</b>	<b>2,381.33</b>

**16.3 Statement showing Ageing of Trade Payable For the period 2023-24:**

Sr No	Particulars	Outstanding for following periods from due date of payment				Total
		Less than 1 year	1-2 years	2-3 years	More than 3 years	
i	MSME	-	-	-	-	-
ii	Others	1,545.34	-	-	-	1,545.34
iii	Disputed Dues- MSME	-	-	-	-	-
iv	Undisputed Dues - Others	-	-	-	-	-
	<b>Total</b>	<b>1,545.34</b>	<b>-</b>	<b>-</b>	<b>-</b>	<b>1,545.34</b>

**16.4 Statement showing Ageing of Trade Payable For The Year 2022-23:**

Sr No	Particulars	Outstanding for following periods from due date of payment				Total
		Less than 1 year	1-2 years	2-3 years	More than 3 years	
i	MSME	-	-	-	-	-
ii	Others	2,181.36	-	-	-	2,181.36
iii	Disputed Dues- MSME	-	-	-	-	-
iv	Undisputed Dues - Others	-	-	-	-	-
	<b>Total</b>	<b>2,181.36</b>	<b>-</b>	<b>-</b>	<b>-</b>	<b>2,181.36</b>





# ANB METAL CAST LIMITED

CIN : U27300GJ2019PLC106972

## Annexure 17: Statement Showing Other Current Liabilities As Restated

( Amount in Lakhs )

### 17.1 Statement showing bifurcation of other current liabilities:

Particular	As at March 31, 2025	As at March, 2024	As at March, 2023
I Current Maturities	132.11	116.88	-
II Advance from Customers	2.62	2.65	3.25
III Salary Payables	9.70	-	-
IV Statutory Payables	128.52	31.09	21.63
<b>Total</b>	<b>272.95</b>	<b>150.62</b>	<b>24.88</b>





# ANB METAL CAST LIMITED

CIN : U27300GJ2019PLC106972

## Annexure 18: Statement Showing Short Term Provision As Restated

( Amount in Lakhs )

### 18.1 Statement showing bifurcation of Short Term Provision:

Particular	As at March 31, 2025	As at March, 2024	As at March, 2023
I Provision for Income Tax	382.51	237.98	51.45
II Provision For Expense	11.91	25.16	-
<b>Total</b>	<b>394.42</b>	<b>263.14</b>	<b>51.45</b>





# ANB METAL CAST LIMITED

CIN : U27300GJ2019PLC106972

## Annexure 1: Statement Showing Property, Plant and Equipment and Intangible Assets As Restated

1.1 Statement showing details of property, Plant and Equipment and Intangible Assets:-

Property, Plant and Equipments FY 2024-25 :

(₹ in Lakhs)

Particulars	Gross Block			As on 31-03-2025	Depreciation				Net Block	
	As on 01-04-2024	Additions	Deductions / Adjustments		Up to 01-04-2024	For the Year	Deductions / Adjustments	Total	As on 31-03-2025	As on 31-03-2024
<b>Tangible Assets:</b>										
Factory Plot 1	98.89	-	-	98.89	4.70	2.90	-	7.60	91.28	94.19
Factory Plot 1 & 3	91.60	-	-	91.60	4.18	3.13	-	7.32	84.28	87.42
Computer ACC	6.46	0.12	-	6.57	4.04	2.04	-	6.08	0.49	2.42
Printer	0.20	-	-	0.20	0.19	0.00	-	0.19	0.01	0.01
Fixed Asset( Office hold items)	45.30	-	-	45.30	13.58	2.87	-	16.45	28.85	31.72
Flourmill Machinery	0.10	-	-	0.10	0.03	0.01	-	0.04	0.06	0.06
LG Refrigerator	0.18	-	-	0.18	0.06	0.01	-	0.07	0.11	0.12
Bike CD110 Dream	0.63	-	0.41	0.22	0.22	-	-	0.22	-	0.41
Car ECCO	4.92	-	2.78	2.14	2.14	-	-	2.14	-	2.78
Air Conditioner	1.52	-	-	1.52	0.14	0.05	-	0.19	1.33	1.38
Aluminium Extrusion Press	229.70	-	-	229.70	14.62	14.54	-	29.16	200.54	215.08
Aluminium Pressure Die Casting	40.92	-	-	40.92	2.65	2.59	-	5.24	35.68	38.27
Biomax Ta Device	0.09	-	-	0.09	0.02	0.01	-	0.03	0.06	0.07
CCTV Camera	0.34	-	-	0.34	0.05	0.04	-	0.09	0.25	0.29
Colling Tower	4.39	-	-	4.39	0.84	0.28	-	1.12	3.27	3.55
Dies Purchased	21.35	-	-	21.35	1.38	1.35	-	2.74	18.61	19.97
ELC R100 C1/26 3PH IH EL	1.80	-	-	1.80	0.23	0.11	-	0.34	1.46	1.57
Furnace Machinery	36.00	-	-	36.00	4.58	2.28	-	6.85	29.15	31.42
Machinery	135.81	-	-	135.81	7.29	0.51	-	7.79	128.02	128.52
Mobile	5.85	3.57	-	9.42	0.42	2.98	-	3.40	6.02	5.44
Old Plant and Machinery	108.46	120.00	10.00	218.46	10.15	23.43	-	33.58	184.88	98.31
Section Cutting Machine	0.80	-	-	0.80	0.17	0.05	-	0.22	0.58	0.63
Factory Plot 2 (35/1 P1 P1)	95.53	-	-	95.53	1.96	3.03	-	4.99	90.54	93.56
Factory Plot 2 (35/1 PAIK1)	95.53	-	-	95.53	0.64	3.03	-	3.67	91.86	94.89
Factory Plot 3 (35/1 PAIK1)	95.53	-	-	95.53	0.62	3.03	-	3.65	91.88	94.90
Factory Plot 4 (35/1 P1 P1)	95.53	-	-	95.53	1.96	3.03	-	4.99	90.54	93.56
Factory Plot 4 (35/1 PAIK1)	95.53	-	-	95.53	0.68	3.03	-	3.71	91.82	94.85
Factory Plot 5 (35/1 PAIK1)	95.53	-	-	95.53	0.15	3.03	-	3.18	92.35	95.38
Mercedes Benz	54.08	85.35	48.42	91.01	5.65	5.14	-	10.79	80.21	48.42
Tata Altroz XE+	8.92	-	-	8.92	0.14	1.06	-	1.20	7.72	8.78
Baling Press machine	-	9.75	-	9.75	-	0.62	-	0.62	9.13	-
Forklift Truck GX300D	-	9.00	-	9.00	-	0.94	-	0.94	8.06	-
Biomax-Speedface	-	0.20	-	0.20	-	0.01	-	0.01	0.19	-
Heat Exchanger	-	1.30	-	1.30	-	0.01	-	0.01	1.29	-
MI Led Xiaomi Qled TV	-	0.53	-	0.53	-	0.07	-	0.07	0.46	-
<b>Total</b>	<b>1,471.45</b>	<b>229.82</b>	<b>61.62</b>	<b>1,639.65</b>	<b>83.49</b>	<b>85.21</b>	<b>-</b>	<b>168.71</b>	<b>1,470.95</b>	<b>1,387.96</b>





Property, Plant and Equipments FY 2023-24 :

Particulars	Gross Block			As on 31-03-2024	Depreciation			Total	Net Block	
	As on 01-04-2023	Additions	Deductions / Adjustments		Up to 01-04-2023	For the Year	Deductions / Adjustments		As on 31-03-2024	As on 31-03-2023
<b>Tangible Assets:</b>										
Factory Plot 1	98.89	-	-	98.89	1.56	3.13	-	4.70	94.19	97.32
Factory Plot 1 & 3	91.60	-	-	91.60	1.28	2.90	-	4.18	87.42	90.32
Computer ACC	4.97	1.49	-	6.46	2.54	1.49	-	4.04	2.42	2.42
Printer	0.20	-	-	0.20	0.16	0.03	-	0.19	0.01	0.04
Fixed Asset( Office hold items)	44.99	0.31	-	45.30	9.40	4.18	-	13.58	31.72	35.59
Flourmill Machinery	0.10	-	-	0.10	0.02	0.01	-	0.03	0.06	0.07
LG Refrigerator	0.18	-	-	0.18	0.04	0.02	-	0.06	0.12	0.13
Bike CD110 Dream	0.63	-	-	0.63	0.16	0.06	-	0.22	0.41	0.47
Car ECCO	4.92	-	-	4.92	1.56	0.59	-	2.14	2.78	3.36
Air Conditioner	1.06	0.46	-	1.52	0.07	0.07	-	0.14	1.38	0.99
Aluminium Extrusion Press	229.70	-	-	229.70	0.08	14.54	-	14.62	215.08	229.62
Aluminium Pressure Die Casting	40.92	-	-	40.92	0.06	2.59	-	2.65	38.27	40.86
Biomax Ta Device	0.09	-	-	0.09	0.02	0.01	-	0.02	0.07	0.07
CCTV Camera	0.34	-	-	0.34	0.03	0.02	-	0.05	0.29	0.31
Colling Tower	4.39	-	-	4.39	0.56	0.28	-	0.84	3.55	3.82
Dies Purchased	21.35	-	-	21.35	0.03	1.35	-	1.38	19.97	21.32
ELC R100 C1/26 3PH IH EL	1.80	-	-	1.80	0.12	0.11	-	0.23	1.57	1.68
Furnace Machinery	36.00	-	-	36.00	2.30	2.28	-	4.58	31.42	33.70
Machinery	135.81	-	-	135.81	6.78	0.51	-	7.29	128.52	129.03
Mobile	2.67	3.18	-	5.85	0.13	0.28	-	0.42	5.44	2.54
Old Plant and Machinery	8.00	100.46	-	108.46	0.52	9.63	-	10.15	98.31	7.48
Section Cutting Machine	0.80	-	-	0.80	0.12	0.05	-	0.17	0.63	0.68
Factory Plot 2 (35/1 P1 P1)	-	95.53	-	95.53	-	1.96	-	1.96	93.56	-
Factory Plot 2 (35/1 PAIK1)	-	95.53	-	95.53	-	0.64	-	0.64	94.89	-
Factory Plot 3 (35/1 PAIK1)	-	95.53	-	95.53	-	0.62	-	0.62	94.90	-
Factory Plot 4 (35/1 P1 P1)	-	95.53	-	95.53	-	1.96	-	1.96	93.56	-
Factory Plot 4 (35/1 PAIK1)	-	95.53	-	95.53	-	0.68	-	0.68	94.85	-
Factory Plot 5 (35/1 PAIK1)	-	95.53	-	95.53	-	0.15	-	0.15	95.38	-
Mercedes Benz	-	54.08	-	54.08	-	5.65	-	5.65	48.42	-
Tata Altroz XE+	-	8.92	-	8.92	-	0.14	-	0.14	8.78	-
Baling Press machine	-	-	-	-	-	-	-	-	-	-
Forklift Truck GX300D	-	-	-	-	-	-	-	-	-	-
Biomax-Speedface	-	-	-	-	-	-	-	-	-	-
Heat Exchanger	-	-	-	-	-	-	-	-	-	-
MI Led Xiaomi Qled TV	-	-	-	-	-	-	-	-	-	-
<b>Total</b>	<b>729.40</b>	<b>742.05</b>	<b>-</b>	<b>1,471.45</b>	<b>27.56</b>	<b>55.93</b>	<b>-</b>	<b>83.49</b>	<b>1,387.96</b>	<b>701.84</b>





Property, Plant and Equipments FY 2022-23 :										
Particulars	Gross Block				Depreciation				Net Block	
	As on 01-04-2022	Additions	Deductions / Adjustments	As on 31-03-2023	Up to 01-04-2022	For the Year	Deductions / Adjustments	Total	As on 31-03-2023	As on 31-03-2022
<b>Tangible Assets:</b>										
Factory Plot 1	-	98.89	-	98.89	-	1.56	-	1.56	97.32	-
Factory Plot 1 & 3	-	91.60	-	91.60	-	1.28	-	1.28	90.32	-
Computer ACC	3.52	1.44	-	4.97	1.20	1.34	-	2.54	2.42	2.32
Printer	0.20	-	-	0.20	0.09	0.06	-	0.16	0.04	0.11
Fixed Asset( Office hold items)	41.87	3.12	-	44.99	5.36	4.04	-	9.40	35.59	36.51
Flourmill Machinery	0.10	-	-	0.10	0.01	0.01	-	0.02	0.07	0.08
LG Refrigerator	0.18	-	-	0.18	0.03	0.02	-	0.04	0.13	0.15
Bike CD110 Dream	0.63	-	-	0.63	0.10	0.06	-	0.16	0.47	0.53
Car ECCO	4.92	-	-	4.92	0.97	0.59	-	1.56	3.36	3.95
Air Conditioner	0.77	0.29	-	1.06	0.02	0.06	-	0.07	0.99	0.76
Aluminium Extrusion Press	-	229.70	-	229.70	-	0.08	-	0.08	229.62	-
Aluminium Pressure Die Casting	-	40.92	-	40.92	-	0.06	-	0.06	40.86	-
Biomax Ta Device	0.09	-	-	0.09	0.01	0.01	-	0.02	0.07	0.08
CCTV Camera	0.34	-	-	0.34	0.01	0.02	-	0.03	0.31	0.33
Colling Tower	3.61	0.78	-	4.39	0.31	0.25	-	0.56	3.82	3.30
Dies Purchased	-	21.35	-	21.35	-	0.03	-	0.03	21.32	-
ELC R100 C1/26 3PH IH EL	1.80	-	-	1.80	0.00	0.11	-	0.12	1.68	1.80
Furnace Machinery	28.50	7.50	-	36.00	0.05	2.24	-	2.30	33.70	28.45
Machinery	14.53	121.28	-	135.81	1.66	5.12	-	6.78	129.03	12.87
Mobile	1.06	1.61	-	2.67	0.03	0.10	-	0.13	2.54	1.03
Old Plant and Machinery	8.00	-	-	8.00	0.01	0.51	-	0.52	7.48	7.99
Section Cutting Machine	0.80	-	-	0.80	0.07	0.05	-	0.12	0.68	0.73
Factory Plot 2 (35/1 P1 P1)	-	-	-	-	-	-	-	-	-	-
Factory Plot 2 (35/1 PAIK1)	-	-	-	-	-	-	-	-	-	-
Factory Plot 3 (35/1 PAIK1)	-	-	-	-	-	-	-	-	-	-
Factory Plot 4 (35/1 P1 P1)	-	-	-	-	-	-	-	-	-	-
Factory Plot 4 (35/1 PAIK1)	-	-	-	-	-	-	-	-	-	-
Factory Plot 5 (35/1 PAIK1)	-	-	-	-	-	-	-	-	-	-
Mercedes Benz	-	-	-	-	-	-	-	-	-	-
Tata Altroz XE+	-	-	-	-	-	-	-	-	-	-
Baling Press machine	-	-	-	-	-	-	-	-	-	-
Forklift Truck GX300D	-	-	-	-	-	-	-	-	-	-
Biomax-Speedface	-	-	-	-	-	-	-	-	-	-
Heat Exchanger	-	-	-	-	-	-	-	-	-	-
Mi Led Xiaomi Qled TV	-	-	-	-	-	-	-	-	-	-
<b>Total</b>	<b>110.92</b>	<b>618.48</b>	<b>-</b>	<b>729.40</b>	<b>9.95</b>	<b>17.61</b>	<b>-</b>	<b>27.56</b>	<b>701.84</b>	<b>100.98</b>





# ANB METAL CAST LIMITED

CIN : U27300GJ2019PLC106972

## Annexure 2: Statement Showing Non Current Investments As Restated

( Amount in Lakhs )

### 2.1 Statement showing details of Non Current Investments:

Particular	As at March 31, 2025	As at March, 2024	As at March, 2023
I Investment In Shares	-	-	-
Total	-	-	-





# ANB METAL CAST LIMITED

CIN : U27300GJ2019PLC106972

## Annexure 3: Statement Showing Deferred Tax Assets (net) As Restated

( Amount in Lakhs )

### 3.1 Statement showing bifurcation of computation of Deferred tax asset:

Particular	As at March 31, 2025	As at March, 2024	As at March, 2023
<b>I Tax On Temporary Timing Difference</b>			
Depreciation Difference	-	-	-
Gratuity Expenses	-	-	-
Other	-	-	-
<b>Total</b>	-	-	-





# ANB METAL CAST LIMITED

CIN : U27300GJ2019PLC106972

## Annexure 4: Statement Showing Other Non Current Assets As Restated

( Amount in Lakhs )

### 4.1 Statement showing details of other non current assets:

Particular	As at March 31, 2025	As at March, 2024	As at March, 2023
I Trade Receivables	-	-	-
II Fixed Deposits With Bank	-	-	-
III Other	-	-	-
Total	-	-	-





# ANB METAL CAST LIMITED

CIN : U27300GJ2019PLC106972

## Annexure 5: Statement Showing inventories As Restated

( Amount in Lakhs )

### 5.1 Statement showing details of Inventories:

Particular	As at March 31, 2025	As at March, 2024	As at March, 2023
Inventories (Valued at Cost or NRV whichever is lower)	3,263.41	1,819.77	636.71
<b>Total</b>	<b>3,263.41</b>	<b>1,819.77</b>	<b>636.71</b>





**ANB METAL CAST LIMITED**

CIN : U27300GJ2019PLC106972

**Annexure 6: Statement Showing Trade Receivables As Restated**

( Amount in Lakhs )

**6.1 Statement showing details of Trade Receivables:**

Particular	As at March 31, 2025	As at March, 2024	As at March, 2023
I Trade Receivables	3,596.71	2,485.61	2,936.89
<b>Total</b>	<b>3,596.71</b>	<b>2,485.61</b>	<b>2,936.89</b>

**6.2 Statement showing Ageing of Trade Receivable for the Period 2024-25:**

Sr No	Particulars	Outstanding for following periods from due date of payment					Total
		Less than 6 months	6 months to 1 year	1-2 years	2-3 years	More than 3 years	
I	Undisputed Trade receivables						
	Considered Good	3,463.45	106.25	1.27	1.01	24.73	3,596.71
	Considered Doubtful	-	-	-	-	-	-
II	Disputed Trade receivables						
	Considered Good	-	-	-	-	-	-
	Considered Doubtful	-	-	-	-	-	-
	<b>Total</b>	<b>3,463.45</b>	<b>106.25</b>	<b>1.27</b>	<b>1.01</b>	<b>24.73</b>	<b>3,596.71</b>

**6.3 Statement showing Ageing of Trade Receivable for the Period 2023-24:**

Sr No	Particulars	Outstanding for following periods from due date of payment					Total
		Less than 6 months	6 months to 1 year	1-2 years	2-3 years	More than 3 years	
I	Undisputed Trade receivables						
	Considered Good	2,485.61	-	-	-	-	2,485.61
	Considered Doubtful	-	-	-	-	-	-
II	Disputed Trade receivables						
	Considered Good	-	-	-	-	-	-
	Considered Doubtful	-	-	-	-	-	-
	<b>Total</b>	<b>2,485.61</b>	<b>-</b>	<b>-</b>	<b>-</b>	<b>-</b>	<b>2,485.61</b>

**6.4 Statement showing Ageing of Trade Receivable for the Year 2022-23:**

Sr No	Particulars	Outstanding for following periods from due date of payment					Total
		Less than 6 months	6 months to 1 year	1-2 years	2-3 years	More than 3 years	
I	Undisputed Trade receivables						
	Considered Good	2,936.89	-	-	-	-	2,936.89
	Considered Doubtful	-	-	-	-	-	-
II	Disputed Trade receivables						
	Considered Good	-	-	-	-	-	-
	Considered Doubtful	-	-	-	-	-	-
	<b>Total</b>	<b>2,936.89</b>	<b>-</b>	<b>-</b>	<b>-</b>	<b>-</b>	<b>2,936.89</b>





# ANB METAL CAST LIMITED

CIN : U27300GJ2019PLC106972

## Annexure 7: Statement Showing Cash and Cash Equivalents As Restated

( Amount in Lakhs )

### 7.1 Statement showing details of Cash and cash equivalent:

Particular	As at March 31, 2025	As at March, 2024	As at March, 2023
I Cash In Hand	47.21	10.25	5.79
II Balances with Bank			
In Deposits Account	-	-	-
Less: Transferred to Other Non Current Asset	-	-	-
	-	-	-
In Current Account	1,269.01	25.05	0.11
<b>Total</b>	<b>1,316.22</b>	<b>35.30</b>	<b>5.90</b>





# ANB METAL CAST LIMITED

CIN : U27300GJ2019PLC106972

## Annexure 8: Statement Showing Short Term Loans And Advances As Restated

( Amount in Lakhs )

### 8.1 Statement showing details of short term loans and advances:

Particular	As at March 31, 2025	As at March, 2024	As at March, 2023
I To Related Party	-	-	-
II To Others	2.13	3.63	2.13
<b>Total</b>	<b>2.13</b>	<b>3.63</b>	<b>2.13</b>





# ANB METAL CAST LIMITED

CIN : U27300GJ2019PLC106972

## Annexure 19: Statement Showing Revenue From Operations As Restated

( Amount in Lakhs )

### 19.1 Statement showing details of revenue from operations:

Particular	2024-25	2023-24	2022-23
I Revenue from operations	16,256.86	11,212.05	8,427.46
Total	16,256.86	11,212.05	8,427.46





# ANB METAL CAST LIMITED

CIN : U27300GJ2019PLC106972

## Annexure 20: Statement Showing Other Income As Restated

( Amount in Lakhs )

### 20.1 Statement showing details of other income:

Particular	2024-25	2023-24	2022-23
Fixed Deposit Interest	4.57	-	-
I Interest Income	-	2.44	-
Interest on IT refund	-	-	-
Other Income	2.14	0.92	0.10
II Rent Income	-	-	-
<b>Total</b>	<b>6.71</b>	<b>3.36</b>	<b>0.10</b>





# ANB METAL CAST LIMITED

CIN : U27300GJ2019PLC106972

## Annexure 21: Statement Showing Cost of Material Consumed As Restated

( Amount in Lakhs )

### 21.1 Statement showing bifurcation of Cost of Material Consumed:

Particular	2024-25	2023-24	2022-23
I Opening Stock	1,819.77	636.71	250.44
II Purchases	15,455.34	10,953.71	8,204.58
III Closing Stock	3,263.41	1,819.77	636.71
<b>Total</b>	<b>14,011.70</b>	<b>9,770.66</b>	<b>7,818.31</b>





# ANB METAL CAST LIMITED

CIN : U27300GJ2019PLC106972

## Annexure 22: Statement Showing Employee Benefits Expenses As Restated

( Amount in Lakhs )

### 22.1 Statement showing details of employee benefit expenses:

Particular	2024-25	2023-24	2022-23
I Salaries, Wages and Bonus	90.84	134.66	99.83
II Director's Remuneration	31.50	33.60	30.00
III Staff Welfare	-	-	-
IV Contribution to Employee Welfare Fund	-	-	-
<b>Total</b>	<b>122.34</b>	<b>168.26</b>	<b>129.83</b>





# ANB METAL CAST LIMITED

CIN : U27300GJ2019PLC106972

## Annexure 23: Statement Showing Finance Costs As Restated

( Amount in Lakhs )

### 23.1 Statement showing details of finance cost:

Particular	2024-25	2023-24	2022-23
I Bank Charges	11.53	9.60	5.71
Bank Guarantee Charges	-	0.50	-
Bank Charges	11.53	10.11	5.71
II Interest Expenses	248.46	190.43	36.76
III Loan Processing Expense	1.84	-	-
<b>Total</b>	<b>261.83</b>	<b>200.53</b>	<b>42.47</b>





# ANB METAL CAST LIMITED

CIN : U27300GJ2019PLC106972

## Annexure 24: Statement Showing Other Expenses As Restated

( Amount in Lakhs )

### 24.1 Statement showing details of other expenses:

Particular	2024-25	2023-24	2022-23
<b>Direct Expenses</b>			
I Freight and Transportation Charges	0.66	3.75	2.88
II Production Expense	-	31.57	16.32
III Discount Expenses	60.15	17.72	25.05
IV Other Direct Expense	56.14	8.96	30.00
	<b>116.95</b>	<b>62.00</b>	<b>74.25</b>
<b>Administrative Expenses</b>			
I Advertising Expenses	0.33	-	-
II Audit Fees	2.50	-	-
III Rate Difference Expense	2.89	-	0.57
IV Donation Expense	-	-	-
V Insurance Charges	2.82	1.00	1.84
VI Legal, Professional & Consultancy Charges	67.74	10.29	11.72
VII Consumable Expense	0.21	0.69	-
VIII Office and General Expenses	139.32	119.30	25.77
IX Printing And Stationery	0.87	0.16	0.26
X Tools Expense	-	-	4.84
XI Repairs & Maintenance	-	-	19.26
XII Travelling And Conveyance Expense	2.15	0.99	1.10
XIII Vehicle Petrol Expense	1.47	3.77	3.19
XIV TDS Interest Expense	11.55	-	1.77
XV Software Expense	-	0.20	0.12
XVI Miscellenous Expense	18.93	2.71	19.97
XVII Agency Charges	-	0.73	-
XIX Providend Fund Expense	3.80	3.24	-
XX Terminal Handling Charges	-	0.67	-
XXI Capital Addition Duty	10.55	-	-
	<b>265.14</b>	<b>143.72</b>	<b>90.41</b>
<b>Total</b>	<b>382.09</b>	<b>205.72</b>	<b>164.66</b>





# ANB METAL CAST LIMITED

CIN : U27300GJ2019PLC106972

## Annexure 25: Statement Showing Earnings per equity share As Restated

( Amount in Lakhs )

### 25.1 Statement showing details of earning per share:

Particular	2024-25	2023-24	2022-23
Number of shares at the beginning of the year	30.00	30.00	0.50
Number of shares at the end of the year	80.94	30.00	30.00
Weighted average number of shares	80.94	75.00	45.50
Profit After Tax	1,024.71	533.63	184.63
Basic Earning Per Share (Rs.)	12.66	7.12	4.06





**ANB METAL CAST LIMITED**

CIN : U27300GJ2019PLC106972

**Annexure V: Statement Showing Related Party Transaction As Restated**

( Amount In Lakhs )

**Statement showing details of related party and their relation with the company:**

No	Name Of Person	Relation With The Company
1	Avnish D. Gajera	Director and Key Managerial Persons
2	Dhirajlal N. Gajera	
3	# CS Juhi Ronak Doshi	Company Secretary
4	**CS Shipra Mehta	Former Company Secretary
5	* Sagar Gijubhai Asodariya	Chief Financial Officer
6	^Bhavesbhai Dholaria	Director and Key Managerial Person
7	`Shaileshbhai Viradiya	Director and Key Managerial Person
8	Uratom Solar (India) Private Limited	Company in which Director is a Managing Director
9	AZ Windows Private Limited	Company in which Director is a shareholder
10	Pivot Production	Partnership in which Director is a Partner
11	Confiance Cast Manufacturing	Partnership in which Director is a Partner
12	Ornate Manufacturing	Partnership in which Director is a Partner
13	Osam Electricals	Proprietorship of Director
14	^Alex Metal	Partnership in which Director is a Partner
15	^Connor Industries	Partnership in which Director is a Partner
16	^Mason Casting	Partnership in which Director is a Partner
17	^Maxi Metal Cast	Partnership in which Director is a Partner
18	^Shiv Die Casting	Partnership in which Director is a Partner
19	`Khodal Enterprises	Proprietorship of Director

\* CFO Sagar Gijubhai Asodariya was appointed as on 16th August, 2024

# CS Juhi Ronak Doshi was appointed as on 18th February, 2025

\*\* CS Shipra Mehta was appointed on 16th August, 2024 and thereafter resigned on 13th February, 2025

^These parties are no longer related parties from FY 2023-24 onwards. Therefore, transactions of 2023-24 and 2024-25 are not included in the schedule below

`Shaileshbhai Viradiya resigned on 20th September, 2024. Therefore, the related party transactions relating to Shaileshbhai Viradiya and his firm are shown upto 20th September, 2024. Shaileshbhai Viradiya resigned on 20th September, 2024.





**ANB METAL CAST LIMITED**

CIN : U27300GJ2019PLC106972

**Annexure V: Statement Showing Related Party Transaction As Restated**

( Amount in Lakhs )

**Statement showing details of related party transaction:**

No	Particular	Nature Of Transaction	2024-25	2023-24	2022-23
1	Avnish D. Gajera	Unsecured Loan(Taken)	419.57	231.30	255.74
		Unsecured Loan(Repaid)	1,028.55	50.00	295.11
		Remuneration	30.00	30.00	30.00
2	Dhirajlal N. Gajera	Unsecured Loan(Taken)	30.00	40.00	-
		Unsecured Loan(Repaid)	1.50	-	-
		Remuneration	-	-	-
3	AZ Windows Private Limited	Sales of Material	536.68	245.53	135.15
		Purchase of Material	6.08	-	-
4	Pivot Production	Receipt and Payment	-	81.38	-
		Purchase of Material	-	-	1,221.89
		Purchase of Plot	-	-	97.80
5	Confiance Cast Manufacturing	Receipt and Payment	-	44.33	-
		Purchase of Material	-	-	90.51
		Purchase of Plot	-	90.00	-
6	Ornate Manufacturing	Receipt and Payment	-	-	-
		Purchase of Material	-	23.66	156.28
		Purchase of Plot	-	90.00	-
7	Sagar Gijubhai Asodariya	Salary (in the capacity of an Accountant)	1.35	-	-
8	Sagar Gijubhai Asodariya	Salary (in the capacity of CFO)	2.40	-	-
9	CS Juhi Ronak Doshi	Salary	0.30	-	-
10	CS Shipra Mehta	Salary	1.20	-	-
11	Osam Electricals	Sales of Material	-	-	-
12	Alex Metal	Sales of Material	-	-	458.48
13	Connor Industries	Sales of Material	-	-	966.66
14	Shaileshbhai Viradiya	Director Remuneration	1.50	3.60	-
		Unsecured Loan(Taken)	12.00	-	-
15	Mason Casting	Purchase of Material	-	-	1,177.94
16	Maxi Metal Cast	Purchase of Material	-	-	1,325.13
17	Shiv Die Casting	Sales of Material	-	-	973.57
18	Khodal Enterprises	Purchase of Material	466.54	-	344.52
		Advance to supplier	-	466.54	-
19	Uratom Solar (India) Private Limited	Sales of Material	-	-	144.57





Statement of Financial Position as at 31st March 2024					
(Amount in Lakhs)					
No.	Particulars	Nature of Transaction	2023-24	2022-23	2021-22
1	Avnish D. Gajera	Unsecured Loan(Taken)	54.62	663.59	482.29
2	Dhirajlal N. Gajera	Unsecured Loan(Taken)	68.50	40.00	-
3	AZ Windows Private Limited	Trade Receivable	231.45	28.37	98.92
4	Pivot Production	Advance to supplier	-	-	12.66
5	Confiance Cast Manufacturing	Trade Payable	-	466.54	-
		Advance to supplier	-	-	42.82
6	Bhavesbhai Dholaria	Unsecured Loan	-	-	21.00
		Trade Payable	-	-	4.58
7	Alex Metal	Trade Receivables	-	-	481.03
8	Connor Industries	Trade Receivables	-	-	540.94
9	Shaileshbhai Viradiya	Unsecured Loan	12.20	0.20	0.20
		Salary Payable	0.60	-	-
10	Mason Casting	Trade Payable	-	-	324.35
11	Maxi Metal Cast	Trade Payable	-	-	505.29
12	Shiv Die Casting	Trade Receivables	-	-	640.95
13	Uratom Solar (India) Private Limited	Trade Receivables	-	-	20.69
		Unsecured Loan	-	-	2.20
14	Ornate Manufacturing	Advance to supplier	-	-	193.81
15	Sagar Gijubhai Asodariya	Salary Payable	0.64	-	-
16	CS Juhi Ronak Doshi	Salary Payable	0.30	-	-
17	Khodal Enterprises	Advance to supplier	-	466.54	-
18	Osam Electricals	Trade Receivable	-	-	-





# ANB METAL CAST LIMITED

CIN : U27300GJ2019PLC106972

## Annexure VI : Statement Showing Ratios As Restated

( Amount in Lakhs )

### Statement showing ratios:

Particular	As at March 31, 2025	As at March, 2024	As at March, 2023
I Current Ratio	1.48	1.29	1.19
II Debt Equity Ratio	1.01	3.20	2.96
III Debt Service Coverage Ratio	0.49	0.39	0.29
IV Return On Equity Ratios	45.91%	66.52%	61.81%
V Inventory Turnover Ratio	5.56	8.01	17.79
VI Trade Receivables Turnover Ratio	5.35	4.14	4.37
VII Trade Payables Turnover Ratio	7.87	5.88	5.79
VIII Net Capital Turnover Ratio	8.46	12.99	3.68
IX Net Profit Ratio	6.30%	4.76%	2.19%
X Return On Capital Employed	24.13%	22.47%	13.86%





## Annexure VII: CONTINGENT LIABILITY DISCLOSURE

Under the Export Promotion Capital Goods Scheme, the Company has been granted an exemption from the Customs Duty on the import of capital goods in the FY 2023-24. This exemption is contingent upon the Company exporting goods (Wire Rods and Aluminum Profile) with a value equivalent to six times the amount of the Customs Duty saved. In failing to comply with the requirement, the Company will be liable for the Customs Duty obligation, along with any associated interest and penalties.

(Amount in Lakhs)

Sr No.	Particulars	March 31, 2025	March 31, 2024	March 31, 2023
1.	Customs Duty Saved	27.91	Nil	Nil
2.	Export Obligation (6 times of Customs Duty Saved)	167.47	Nil	Nil
3.	Contingent Liability	27.91*	Nil	Nil

\*The amount excludes the Interest and Penalty

The Company is required to fulfill the export obligation in two blocks of years. It must pay 50% of the obligation, amounting to Rs. 83.74 lakhs, in the first block (from the 1st to the 4th year) and the remaining 50%, also amounting to Rs. 83.74 lakhs in the second block (from the 5th to the 6th year).





## **Annexures IV : SIGNIFICANT ACCOUNTING POLICIES**

### **Basis of preparation:**

The summary statement of restated assets and liabilities of the Company as at 31<sup>st</sup> March, 2025, 31<sup>st</sup> March 2024 and 31<sup>st</sup> March 2023 and the related summary statement of restated profit and loss and cash flows for the year ended 31<sup>st</sup> March 2025, 31<sup>st</sup> March 2024 and 31<sup>st</sup> March 2023 (collectively referred to as the "Restated summary financial information") have been prepared specifically for the purpose of inclusion in the offer document to be filed by the Company in connection with the proposed Initial Public Offering (hereinafter referred to as 'IPO').

The restated summary financial information has been prepared by applying necessary adjustments to the financial statements ("financial statements") of the Company. The financial statements of the Company have been prepared in accordance with the Generally Accepted Accounting Principles in India (Indian GAAP) to comply with the accounting standards specified under section 133 of the Companies Act, 2013, of the Companies (Accounts) Rules, 2014 and the relevant provisions of the Companies Act, 2013 ("the Act"), as applicable and Securities and Exchange Board of India (Issue of Capital and Disclosure Requirements) regulations 2009, as amended (the "Regulations"). The financial statements have been prepared on accrual basis under the historical cost convention. The accounting policies adopted in the preparation of the financial statements are consistently applied.

### **a. Use of Estimates**

The preparation of the financial statements in conformity with Generally Accepted Accounting Principles requires the Management to make estimates and assumptions that affect the reported balances of assets and liabilities and disclosures relating to contingent assets and liabilities as at the date of the financial statements and the reported amounts of income and expenses during the year. Examples of such estimates include provisions for doubtful debts, income taxes, post-sales customer support and the useful lives of Property Plant and equipment and intangible assets.

#### **(i) Revenue recognition:**

Revenue is recognized to the extent that it is probable that the economic benefits will flow to the Company and the revenue can be reliably measured in accordance with AS-9, Revenue Recognition. Sales are recognized on accrual basis, and only after transfer of goods to the customer.

#### **(a) Other Income:**

Other items of income and expenditure are recognized on accrual basis and as a going concern basis, and the accounting policies are consistent with the generally accepted accounting policies.

#### **(ii) Property Plant and Equipment including Intangible assets:**

Property Plant and Equipments are stated at cost, less accumulated depreciation. Cost includes cost of acquisition including material cost, freight, installation cost, duties and taxes, and other incidental expenses, incurred up to the installation stage, related to such acquisition.

Intangible assets that are acquired by the Company are measured initially at cost. After initial recognition, an intangible asset is carried at its cost less any accumulated amortisation and any accumulated impairment loss.





**(iv) Depreciation & Amortisation:**

The Company has applied the estimated useful lives as specified in Schedule II of the Companies Act, 2013 and calculated the depreciation as per the Straight Line Method (SLM). Depreciation on new assets acquired during the financial year is provided at the rates applicable from the date of acquisition to the end of the financial year. In respect of the assets sold during the financial year, depreciation is provided from the beginning of the financial year till the date of its disposal.

Intangible assets are amortised on a straight-line basis over the estimated useful life as specified in Schedule II of the Companies Act, 2013. The amortisation expense on intangible assets with finite lives is recognised in the statement of profit and loss. In respect of the assets sold during the financial year, amortisation is provided from the beginning of the financial year till the date of its disposal.

**The estimated useful lives of assets are as follows:**

Category	Useful life
Computer & Laptop	3 years
Furniture & Fittings	10 years
Office Equipment	5 years
Plant & Machinery	15 years
Vehicles	8 years

**(v) Impairment of assets:**

The Management periodically assesses using, external and internal sources, whether there is an indication that an asset may be impaired. An impairment loss is recognised wherever the carrying value of an asset exceeds its recoverable amount. The recoverable amount is higher of the asset's net selling price and value in use, which means the present value of future cash flows expected to arise from the continuing use of the asset and its eventual disposal. Reversal of impairment loss is recognised immediately as income in the profit and loss account.

**(vi) Employee Benefits:**

The Company provides for the various benefits plans to the employees. These are categorised into Defined Benefits Plans and Defined Contributions Plans. Defined contribution plans includes the amount paid by the Company towards the liability for the Provident fund to the employee's provident fund organization and Employee State Insurance fund in respect of ESI and defined benefits plans includes the retirement benefits, such as Leave Encashment.

Liabilities for short term employee benefits are measured at an undiscounted amount of the benefits expected to be paid and charged to Statement of Profit & Loss in the financial year in which the related service is rendered.

**(vii) Taxes on Income:**

Income Tax expense is accounted for in accordance with AS-22 "Accounting for Taxes on Income" for both Current Tax and Deferred Tax stated below:

**A. Current Tax:**

Provision for current tax is made in accordance with the provisions of the Income Tax Act, 1961.





**B. Deferred Tax:**

Deferred tax is recognised, subject to the consideration of prudence, as the tax effect of timing difference between the taxable income and accounting income computed for the current accounting year using the tax rates and tax laws that have been enacted or substantially enacted by the balance sheet date.

Deferred tax assets are recognised and carried forward to the extent that there is a reasonable certainty, except arising from unabsorbed depreciation and carried forward losses, that sufficient future taxable income will be available against which such deferred tax assets can be realised.

**(viii) Provisions and Contingent Liabilities:**

A provision is recognised if, as a result of past event, the Company has a present legal obligation that can be estimated reliably and it is probable that an outflow of economic benefit will be required to settle the obligation. Provisions are determined by the best estimate of outflow of economic benefits required to settle the obligation at the reporting date. Where no reliable estimate can be made, a disclosure is made as contingent liability. A disclosure for a contingent liability is also made when there is a possible obligation or a present obligation that may, but probably will not, require an outflow of resources. Where there is possible obligation or present obligation in respect of which the likelihood of outflow of resources is remote, no provision or disclosure is made.

**(ix) Earnings Per Share:**

Basic Earnings per share is computed by dividing the net profit after tax by the weighted average number of equity shares outstanding during the period. Diluted earnings per share is computed by dividing the net profit after tax by the weighted average number of shares considered for deriving basic earnings per share and also the weighted average number of equity shares that could have been issued upon conversion of all dilutive potential equity shares. The diluted potential equity shares are adjusted for the proceeds receivable had the shares been actually issued at fair value which is the average market value of the outstanding shares. Dilutive potential equity shares are deemed converted as at the beginning of the period, unless issued at a later date. Dilutive potential equity shares are determined independently for each period presented.

**(xi) Operating Leases**

Lease where the Lessor effectively retains substantially all the risks and benefits of ownership of the leased term, are classified as operating lease. Operating lease payments are recognized as an expense in the Profit and Loss Account on a straight-line basis.

**(xii) Cash and Cash Equivalents:**

Cash and cash equivalents comprise cash and cash deposits with banks. The Company considers all highly liquid investments with an original maturity at a date of purchase of three months or less and that are readily convertible to known amounts of cash to be cash equivalents. Other deposits with bank represent investments with an original maturity at a date of purchase between 3 months and 12 months.

**(xiii) Foreign Currency Transactions**

In preparing financial statements of the Company, transactions in currencies other than the functional currency are recorded at the rate of exchange prevailing on the date of transaction. At the end of each reporting period, monetary items denominated in foreign currencies are





re-translated at the rates prevailing at the end of reporting period. Non monetary items carried at fair value that are denominated in foreign currencies are retranslated at the rates prevailing on the date when the fair value was determined. Exchange differences arising on the settlement of monetary items, and on retranslation of monetary items are included in the statement of profit and loss for the period Exchange differences arising on retranslation on non-monetary items carried at fair value are included in statement of profit and loss for the period except for differences arising on the retranslation of non-monetary items in respect of which gains and losses are recognised directly in other comprehensive income.

**(xiv) Inventories**

Stock of Raw Materials, components and other stocks are valued at Cost (FIFO Basis) (net off CENVAT & GST wherever applicable), Finished products including traded goods, if any, and work-in-process are valued at lower of cost or net realizable value.

**(xv) Borrowing Cost**

Borrowing costs directly attributable to the acquisition, construction or production of qualifying assets, which are assets that necessarily take Substantial period of time to get ready for their intended for use Other income earned on the temporary investment of specific borrowing pending their expenditure on qualifying assets is deducted from the borrowing costs eligible for capitalisation.

All other borrowing cost recognised in profit and loss in the period in which they are incurred.


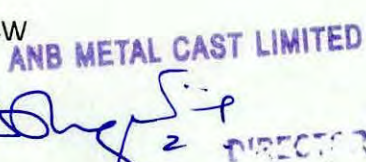
As per our report of even date

For K M Chauhan and Associates

Chartered Accountants

Firm Registration Number: 125924W

  
  
**CA Bhavdip P. Poriya**  
Partner  
Membership No. 154536

  
  
**AVNISHKUMAR D. GAJERA**  
Director  
DIN: 9236516


Place: Rajkot

Date: 18/07/2025

UDIN: 25154536BMLFCL9964

Place: Rajkot

Date: 18/07/2025

  
**SAGAR G. ASODARIYA**  
Chief Financial Officer  
PAN NO.: CTQPA4209N

  
**JUHI RONAK DOSHI**  
Company Secretary  
M.NO.: A51299